

UGD

UGD

Dimensions (mm)	55 x 65.6
Height (mm)	13
Max. torque (cNm)	32
Ratios	4 1/6 ... 6.048.000
Internal slipping clutch	optional for ratios $\geq 33 \frac{1}{3}$
Standard shaft (mm)	$\varnothing 4 \times 10$
Weight (g)	35
Motor combination	Series UC, UB and UD; Series UF without UFR3/4 and UFB3/4



Standard Data

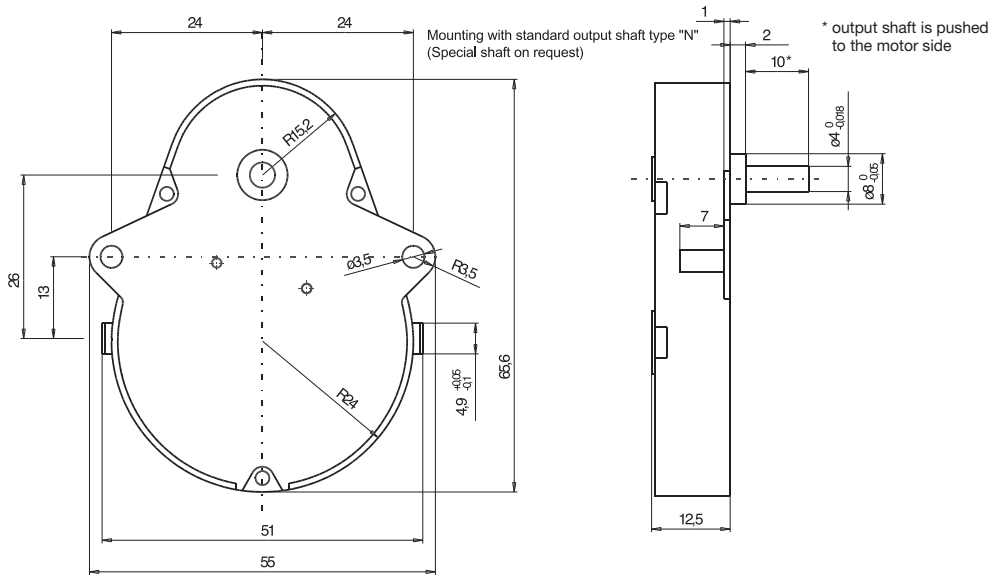
Mounting	any position
Axial thrust F_A	10 N
Lateral force F_R	50 N
Slipping clutches/free wheel	single-way clockwise/counter clockwise function and two way
Slipping-/free wheel torque	1 ... 40 cNm
Output shafts	$\varnothing 4 \times 10$, other on request
Climatic class	wide-spread according to DIN IEC 60721-2-1
Ambient temperature operation	$^{\circ}\text{C}$ -15 ... +55
Ambient temperature storage	$^{\circ}\text{C}$ -40 ... +80

Ratios	4 1/6	5	8 1/3	10	12 1/2	15	16 2/3	20 5/6	25	30	33 1/3	40	41 2/3
	45	50	60	62 1/2	83 1/3	100	120	125	150	166 2/3	200	250	300
	375	500	600	625	750	900	1000	1200	1500	1800	2000	2400	2500
	3000	3600	3750	4500	5000	6000	7500	9000	10000	15000	18000	21600	22500
	30000	36000	45000	54000	60000	72000	90000	108000	112500	120000	180000	216000	225000
	270000	300000	360000	432000	450000	720000	864000	1800000	5040000	6048000			

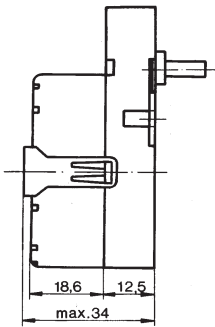
Order Reference

Type	Gearbox	UGD	100	N	5cNm	N
Ratio	100					
Slipping clutch	N Without slipping clutch ER One-way slipping clutch, clockwise EL One-way slipping clutch, counter clockwise Z Two-way slipping clutch					
Slipping torque	5 cNm (for instance)					
Shaft end	N $\varnothing 4 \times 10$, other on request					

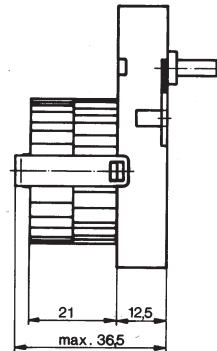
Dimensions



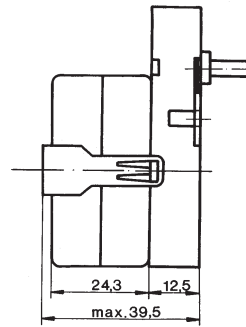
UDS 1..D



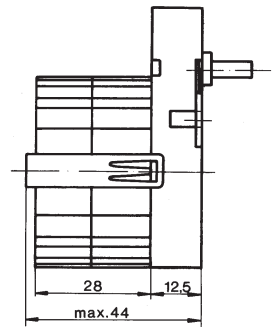
UBR 1/UBR 2..D



UDR 1..D



UFM 1/UFU 1/UFR 1..D



Slipping clutches

	max. torque available at output shaft (cNm)	free wheel-/clutch torque (cNm)
Roller-type free wheel	32	1
Single-way slipping clutches	32	4 ... 25 counter clockwise or clockwise function
Two-way slipping clutches	3 ... 15	4 ... 40

Torque / ratio / life graph

